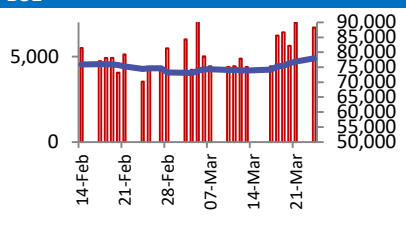
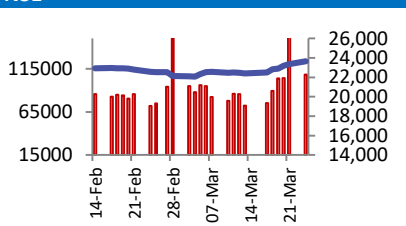


| BSE   |  | NSE  |       |      |       |     |       |       |       |        |      |               |      |                    |      |  |   |      |       |      |       |     |       |       |       |        |     |              |       |                    |        |
|---|--|------|-------|------|-------|-----|-------|-------|-------|--------|------|---------------|------|--------------------|------|--|---|------|-------|------|-------|-----|-------|-------|-------|--------|-----|--------------|-------|--------------------|--------|
|  | <table border="1"> <tr><td>Open</td><td>77456</td></tr> <tr><td>High</td><td>78107</td></tr> <tr><td>Low</td><td>77179</td></tr> <tr><td>Close</td><td>77984</td></tr> <tr><td>Change</td><td>1079</td></tr> <tr><td>Volume (Lacs)</td><td>7447</td></tr> <tr><td>Turnover (Rs.inCr)</td><td>6703</td></tr> </table> | Open | 77456 | High | 78107 | Low | 77179 | Close | 77984 | Change | 1079 | Volume (Lacs) | 7447 | Turnover (Rs.inCr) | 6703 |  | <table border="1"> <tr><td>Open</td><td>23515</td></tr> <tr><td>High</td><td>23709</td></tr> <tr><td>Low</td><td>23434</td></tr> <tr><td>Close</td><td>23658</td></tr> <tr><td>Change</td><td>308</td></tr> <tr><td>Volume(Lacs)</td><td>41900</td></tr> <tr><td>Turnover(Rs.in Cr)</td><td>108223</td></tr> </table> | Open | 23515 | High | 23709 | Low | 23434 | Close | 23658 | Change | 308 | Volume(Lacs) | 41900 | Turnover(Rs.in Cr) | 108223 |
| Open  | 77456  |      |       |      |       |     |       |       |       |        |      |               |      |                    |      |  |   |      |       |      |       |     |       |       |       |        |     |              |       |                    |        |
| High  | 78107  |      |       |      |       |     |       |       |       |        |      |               |      |                    |      |  |   |      |       |      |       |     |       |       |       |        |     |              |       |                    |        |
| Low   | 77179  |      |       |      |       |     |       |       |       |        |      |               |      |                    |      |  |   |      |       |      |       |     |       |       |       |        |     |              |       |                    |        |
| Close   | 77984  |      |       |      |       |     |       |       |       |        |      |               |      |                    |      |  |   |      |       |      |       |     |       |       |       |        |     |              |       |                    |        |
| Change  | 1079   |      |       |      |       |     |       |       |       |        |      |               |      |                    |      |  |   |      |       |      |       |     |       |       |       |        |     |              |       |                    |        |
| Volume (Lacs)   | 7447   |      |       |      |       |     |       |       |       |        |      |               |      |                    |      |  |   |      |       |      |       |     |       |       |       |        |     |              |       |                    |        |
| Turnover (Rs.inCr)  | 6703   |      |       |      |       |     |       |       |       |        |      |               |      |                    |      |  |   |      |       |      |       |     |       |       |       |        |     |              |       |                    |        |
| Open  | 23515  |      |       |      |       |     |       |       |       |        |      |               |      |                    |      |  |   |      |       |      |       |     |       |       |       |        |     |              |       |                    |        |
| High  | 23709  |      |       |      |       |     |       |       |       |        |      |               |      |                    |      |  |   |      |       |      |       |     |       |       |       |        |     |              |       |                    |        |
| Low   | 23434  |      |       |      |       |     |       |       |       |        |      |               |      |                    |      |  |   |      |       |      |       |     |       |       |       |        |     |              |       |                    |        |
| Close   | 23658  |      |       |      |       |     |       |       |       |        |      |               |      |                    |      |  |   |      |       |      |       |     |       |       |       |        |     |              |       |                    |        |
| Change  | 308  |      |       |      |       |     |       |       |       |        |      |               |      |                    |      |  |   |      |       |      |       |     |       |       |       |        |     |              |       |                    |        |
| Volume(Lacs)  | 41900  |      |       |      |       |     |       |       |       |        |      |               |      |                    |      |  |   |      |       |      |       |     |       |       |       |        |     |              |       |                    |        |
| Turnover(Rs.in Cr)  | 108223   |      |       |      |       |     |       |       |       |        |      |               |      |                    |      |  |   |      |       |      |       |     |       |       |       |        |     |              |       |                    |        |

| World Markets     | Current | Previous | Pt. Chg | Var(%) |
|-------------------|---------|----------|---------|--------|
| Dow               | 42583   | 41985    | 598     | 1.4%   |
| Dow Futures       | 42856   | 42898    | (42)    | -0.1%  |
| Nasdaq            | 18189   | 17784    | 405     | 2.3%   |
| FTSE              | 8638    | 8647     | (9)     | -0.1%  |
| Nikkei            | 37882   | 37608    | 273     | 0.7%   |
| Hang Seng         | 23474   | 23906    | (431)   | -1.8%  |
| Gift Nifty        | 23767   | 23749    | 18      | 0.1%   |
| Straits Singapore | 3971    | 3936     | 34      | 0.9%   |
| South Korea       | 2619    | 2632     | (13)    | -0.5%  |
| Taiwan            | 22255   | 22107    | 148     | 0.7%   |
| Shanghai          | 3364    | 3370     | (6)     | -0.2%  |

| Commodity Prices     | Current | Previous | Pt. Chg | Var(%) |
|----------------------|---------|----------|---------|--------|
| Copper (\$/MT)       | 9956    | 9856     | 101     | 1.0%   |
| Alumin (\$/MT)       | 2616    | 2623     | (7)     | -0.3%  |
| Zinc (\$/MT)         | 2946    | 2928     | 18      | 0.6%   |
| Brent Crude (\$/bbl) | 73      | 73       | (0)     | 0.0%   |
| Gold (\$/Ounce)      | 3013    | 3011     | 2       | 0.1%   |
| Silver (\$/Ounce)    | 33      | 33       | 0       | 0.3%   |
| Light Crude (\$/bbl) | 69      | 69       | (0)     | -0.1%  |
| N G (\$/mmbtu)       | 4       | 4        | 0       | 0.4%   |
| Sugar (\$/MT)        | 542     | 552      | (10)    | -1.8%  |
| Rubber (Rs./kg)      | 204     | 204      | 1       | 0.2%   |
| Baltic Dry Index     | 1652    | 1643     | 9       | 0.5%   |

| Currency Exchange Rate | Current | Previous | Var(%) |
|------------------------|---------|----------|--------|
| Rs./\$ rate            | 85.64   | 85.98    | -0.40% |
| Rs./ Euro              | 92.82   | 93.09    | -0.29% |
| Rs./Chinese Yuan       | 11.81   | 11.85    | -0.41% |
| Yen /\$ rate           | 150.71  | 150.70   | 0.01%  |
| \$ US/Euro             | 1.08    | 1.08     | 0.02%  |

| Dollar Index | Current | Previous | Var(%) |
|--------------|---------|----------|--------|
| Dollar Index | 104.09  | 104.09   | 0.00%  |

| Support/ Resistance Levels for Today |       |                |
|--------------------------------------|-------|----------------|
|                                      | Nifty | Bank Nifty Fut |
| Support 1                            | 23470 | 51500          |
| Support 2                            | 23400 | 51270          |
| Resistance                           | 23740 | 52000          |

| Securities in Ban For Trade |
|-----------------------------|
| INDUSINDBK                  |

### Market Review

**US:** The S&P 500 rose sharply to end at its highest in over two weeks on Monday, lifted by Nvidia and Tesla following signs that the Trump administration might take a more measured approach on tariffs against U.S. trading partners.

**Asia:** Asian stocks rose on Tuesday, taking cues from the Wall Street, as the prospect of narrower-than-feared U.S. tariffs boosted risk appetite, while the dollar hovered near three-week highs after upbeat economic data provided some comfort.

**India:** The market extended the previous week rally, rising more than 1 percent on March 24 with Nifty hitting 23,700, intraday, amid buying across the sectors and a possible flexibility in President Trump's tariff plan also added the fuel. **Market is expected to open on a gap up note and likely to witness positive move during the day.**

**Global Economy:** Bank of Japan policymakers discussed the pace of raising interest rates further after deciding to hike short-term interest rates to the highest in 17 years, minutes of their January meeting showed on Tuesday. "Some members shared the recognition that real interest rates were expected to remain significantly negative even if the BOJ decided to raise the policy interest rate at this meeting, and that accommodative financial conditions would be maintained," the minutes said. One of those members pointed out that the rate hike at the meeting would rather be an adjustment in the degree of monetary accommodation under accommodative financial conditions.

U.S. business activity growth accelerated in March, but expectations for the year ahead fell to their second-lowest level since October 2022 in a sign of increasing worry among companies about the broader economic outlook. Improved weather powered an uptick in the key U.S. services sector, which helped to mitigate a renewed decline in manufacturing output. Factories reported fewer instances of activity having been buoyed by the front-running of anticipated tariffs.

**Commodities:** Oil prices were steady in Asian trading on Tuesday after jumping more than 1% in the previous session, as U.S. President Trump threatened to impose 25% tariffs on countries purchasing oil and gas from Venezuela.

Gold inched lower on Tuesday after Trump eased concerns by stating that not all of his proposed tariffs would take effect on April 2, while a Fed Reserve official signalled a cautious stance on interest rate cuts this year.

**Currency:** The dollar hit a three-week high on the yen early on Tuesday and was firm across the board after some strong U.S. services data and cautious optimism on the tariff front.

**FII Derivative Transactions (Rs. Cr)**

| Contracts    | Purchase        |                | Sell            |                | Net            | Open Interest (OI) |                | OI (Previous day) |                | Change        |               |
|--------------|-----------------|----------------|-----------------|----------------|----------------|--------------------|----------------|-------------------|----------------|---------------|---------------|
|              | Contract        | Value          | Contract        | Value          | Value          | Contract           | Value          | Contract          | Value          | Contract      | Value         |
| Index Future | 37210           | 5998           | 35991           | 5657           | 341            | 267190             | 44626          | 265607            | 43502          | 1583          | 1124          |
| Index Option | 8424326         | 1428569        | 8538073         | 1447881        | (19312)        | 3630541            | 616143         | 3074869           | 515352         | 555672        | 100791        |
| Stock Future | 2110414         | 129093         | 2096919         | 128151         | 942            | 5766801            | 354372         | 5770840           | 349607         | (4039)        | 4765          |
| Stock Option | 1651694         | 105565         | 1620105         | 103734         | 1831           | 1584835            | 95808          | 1543422           | 91858          | 41413         | 3950          |
| <b>Total</b> | <b>12223644</b> | <b>1669225</b> | <b>12291088</b> | <b>1685423</b> | <b>(16198)</b> | <b>11249367</b>    | <b>1110949</b> | <b>10654738</b>   | <b>1000319</b> | <b>594629</b> | <b>110630</b> |

| FII All Activity-BBG (Rs Cr) | Buy           | Sell          | Net            |
|------------------------------|---------------|---------------|----------------|
| 17-Mar-25                    | 11989         | 15697         | (3707)         |
| 18-Mar-25                    | 15831         | 15121         | 710            |
| 19-Mar-25                    | 15827         | 16858         | (1031)         |
| 20-Mar-25                    | 16341         | 13160         | 3182           |
| 21-Mar-25                    | 46532         | 41269         | 5263           |
| <b>Month to date- Mar</b>    | <b>218196</b> | <b>232625</b> | <b>(14430)</b> |
| FII (Prov.) (Rs Cr)          | Buy           | Sell          | Net            |
| 18-Mar-25                    | 15710         | 15015         | 695            |
| 19-Mar-25                    | 15719         | 16815         | (1097)         |
| 20-Mar-25                    | 16328         | 13089         | 3239           |
| 21-Mar-25                    | 49893         | 42422         | 7470           |
| 24-Mar-25                    | 15778         | 12722         | 3056           |
| <b>Month to date-Mar</b>     | <b>219781</b> | <b>232137</b> | <b>(12356)</b> |
| DII (Prov.) (Rs. Cr)         | Buy           | Sell          | Net            |
| 18-Mar-25                    | 12333         | 9798          | 2535           |
| 19-Mar-25                    | 13300         | 11159         | 2141           |
| 20-Mar-25                    | 11784         | 14920         | (3136)         |
| 21-Mar-25                    | 18879         | 22081         | (3202)         |
| 24-Mar-25                    | 12879         | 12781         | 99             |
| <b>Month to date-Mar</b>     | <b>193908</b> | <b>163022</b> | <b>30887</b>   |
| FII Debt - BBG (Rs. Cr)      | Buy           | Sell          | Net            |
| 17-Mar-25                    | 3416          | 985           | 2431           |
| 18-Mar-25                    | 2576          | 1326          | 1251           |
| 19-Mar-25                    | 7912          | 2404          | 5508           |
| 20-Mar-25                    | 5344          | 1936          | 3408           |
| 21-Mar-25                    | 4556          | 2972          | 1584           |
| <b>Month to date- Mar</b>    | <b>50895</b>  | <b>25417</b>  | <b>25478</b>   |

| Market Breadth | BSE  |     | NSE  |     |
|----------------|------|-----|------|-----|
|                | No.  | %   | No.  | %   |
| Advance        | 2458 | 57% | 1844 | 62% |
| Decline        | 1689 | 39% | 1075 | 36% |
| Unchanged      | 151  | 4%  | 62   | 2%  |

| Market Turnover      | 24-Mar          | 21-Mar          | Var (%)    |
|----------------------|-----------------|-----------------|------------|
| BSE Cash             | 6703            | 7006            | -4%        |
| NSE Cash             | 108223          | 159844          | -32%       |
| NSE Futures          | 334824          | 189472          | 77%        |
| NSE Options          | 17307455        | 14964434        | 16%        |
| <b>Total (Rs.Cr)</b> | <b>17757206</b> | <b>15320755</b> | <b>16%</b> |

| Volatility Index | 24-Mar | 21-Mar |
|------------------|--------|--------|
| Volatility Index | 13.70  | 12.58  |

| Index PE - TTM | 24-Mar | Yr. High | Yr. Low |
|----------------|--------|----------|---------|
| Sensex         | 21.7   | 25.7     | 20.3    |
| Nifty          | 21.0   | 24.4     | 19.6    |

**Corporate News**

**Hyundai India to Invest Nearly Rs 700 Cr to Set Up Tooling Centre**

Hyundai Motor India Ltd. is setting up a local tooling centre that will aid its supply chain and strengthen manufacturing in the world's third-largest car market. The Creta maker aims to invest Rs 694 cr to set up the tooling centre for manufacturing of stamping tools and panel production for vehicles. (NDTV)

**Britannia Industries Gujarat Plant Operations Partially Affected Due To Workers' Strike**

BI Ltd company's operations at its plant located at Gujarat's Jhagadia have been partially affected due to a strike that commenced on Monday. The company is in continuous discussion with workers to resolve the situation amicably. "At present, the impact of this event is being assessed, and the company is managing demand through available resources (NDTV)

**Adani Enterprises' Renewable Energy Subsidiary Incorporates Solar Unit**

The renewable energy subsidiary of Adani Enterprises Ltd. incorporated wholly owned subsidiary Adani New Industries One Ltd. Adani New Industries Ltd. incorporated the solar arm, which has an authorised and paid-up share capital Rs 1 lakh, divided into 10,000 equity shares. (NDTV)

**Economy**

**RBI revises PSL norms; enhances cap on eligible home loans**

The RBI has raised the limit on housing loans eligible for priority sector lending, which is effective from April 1. The revised norms aim to better target bank credit to priority sectors, including housing, renewable energy, and weaker sections, while maintaining the overall 40% target unchanged. (ET)

**Private Sector Activity Slows in March on Tardy Services Show**

The HSBC Flash India Composite Output Index was at 58.8 in February and 61.8 in March 2024. The Composite PMI is a weighted average of comparable manufacturing and services indices. However, the survey noted that India's private sector ended FY25 "on strong footing, sustaining robust expansions in new business intakes and output". (ET)

**International**

**Hyundai Steel to build plant in Louisiana with annual output of 2.7 mn tonnes**

South Korea's Hyundai Steel will invest \$5.8 bn along with Hyundai Motor Group to build a plant in Louisiana in the US with an annual capacity of 2.7 mn tonnes. This is part of Hyundai Motor's \$21 bn investment in the United States, which was announced by the company on Monday with President Donald Trump at the White House. (Inv)

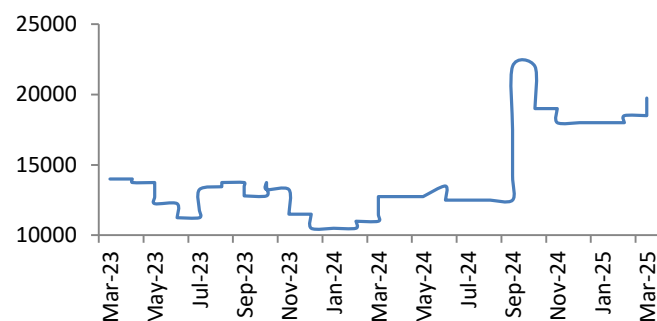
| Top 5 Nifty Gainers | 24-Mar | 21-Mar | Var(%) |
|---------------------|--------|--------|--------|
| KOTAKBANK           | 2176   | 2079   | 4.7%   |
| NTPC                | 367    | 351    | 4.5%   |
| SBIN                | 781    | 753    | 3.7%   |
| TECHM               | 1459   | 1409   | 3.5%   |
| POWERGRID           | 292    | 283    | 3.1%   |
| Top 5 Nifty Losers  | 24-Mar | 21-Mar | Var(%) |
| TITAN               | 3079   | 3163   | -2.6%  |
| INDUSINDBK          | 669    | 687    | -2.5%  |
| TRENT               | 5055   | 5150   | -1.9%  |
| M&M                 | 2775   | 2802   | -1.0%  |
| BHARTIARTL          | 1719   | 1726   | -0.4%  |

| BSE Index Watch | Last  | 1 day | 1 wk | 1 mth | 1 yr  |
|-----------------|-------|-------|------|-------|-------|
| SENSEX          | 77984 | 1.4%  | 5.1% | 4.5%  | 7.1%  |
| MIDCAP          | 42383 | 1.3%  | 7.7% | 6.4%  | 9.2%  |
| SMLCAP          | 47852 | 1.2%  | 9.2% | 6.2%  | 11.9% |
| AUTO            | 49223 | 0.8%  | 5.6% | 1.6%  | 2.0%  |
| BANKEKX         | 59645 | 2.5%  | 7.1% | 7.6%  | 12.3% |
| Capital Goods   | 63107 | 1.9%  | 8.8% | 9.9%  | 7.5%  |
| FMCG            | 19373 | 0.5%  | 3.2% | 1.8%  | 0.4%  |
| Health Care     | 42314 | 0.5%  | 6.5% | 7.5%  | 22.7% |
| IT              | 36613 | 1.3%  | 3.3% | -4.9% | 2.2%  |
| METAL           | 31354 | 0.6%  | 4.5% | 11.6% | 12.6% |
| Oil & Gas       | 25442 | 1.4%  | 7.5% | 9.1%  | -6.3% |
| Power           | 6697  | 2.3%  | 8.4% | 11.5% | 2.5%  |
| Realty          | 6801  | 1.5%  | 9.6% | 5.9%  | -1.5% |

| NSE USD Futures            | 24-Mar | 21-Mar | Var (%) |
|----------------------------|--------|--------|---------|
| Mar Expiry (Rs./\$)        | 85.62  | 87.15  | -1.7%   |
| Apr Expiry (Rs./\$)        | 86.26  | 86.01  | 0.3%    |
| Total Turnover (Rs. Crore) | 11599  | 4979   | 133%    |

| Sectors                | TTM PE |
|------------------------|--------|
| Auto                   | 29.19  |
| Auto Ancillary         | 39.47  |
| Banking                | 13.22  |
| Engineering            | 46.02  |
| Cement                 | 70.49  |
| Diamonds & Jewellery   | 45.54  |
| Housing Finance        | 24.61  |
| Infrastructure & Const | 28.85  |
| Metals-Aluminium       | 26.16  |
| Metal – Steel          | 17.71  |
| Oil Expl.              | 8.71   |
| Pharma                 | 9.16   |
| Power – Gen. Supp.     | 39.39  |
| Information Tech.      | 28.04  |
| Sugar                  | 17.83  |
| Telecom Serv. Prov.    | 44.95  |
| Tyres                  | 27.65  |

Copra Prices (INR/quintal) (Source: BBG)



| 10 year G-Sec Yield | Current | Previous | Change  |
|---------------------|---------|----------|---------|
| US                  | 4.33%   | 4.33%    | (1) bps |
| Japan               | 1.57%   | 1.55%    | 3 bps   |
| India               | 6.63%   | 6.63%    | 0 bps   |
| UK                  | 4.71%   | 4.71%    | 0 bps   |
| Libor 3 Mths        | 4.85%   | 4.85%    | (0) bps |

| Indian Eco Data            | Current | Previous | Var(%)   |
|----------------------------|---------|----------|----------|
| Forex Reserve (US\$ in bn) | 654     | 654      | 0.0%     |
| Inflation - WPI            | 2.38%   | 2.31%    | 7 bps    |
| Inflation - CPI            | 3.61%   | 4.26%    | (65) bps |

| India GDP | Q3FY25 | Q2FY25 | Var(%) |
|-----------|--------|--------|--------|
| Growth    | 6.15%  | 5.58%  | 57 bps |

| Monetary Policy                      | Current | Previous | Change   |
|--------------------------------------|---------|----------|----------|
| Repo Rate                            | 6.25%   | 6.50%    | (25) bps |
| Reverse Repo Rate                    | 3.35%   | 3.35%    | 0 bps    |
| CRR                                  | 4.00%   | 4.00%    | 0 bps    |
| O/S Banking System Liquidity (Rs bn) | -2463   | -2463    | (0.2)    |

| IIP Growth %  | Jan-25 | Jan-24 | Apr-Feb |
|---------------|--------|--------|---------|
| IIP           | 5.0    | 4.2    | 4.2     |
| Capital Goods | 7.8    | 3.2    | 5.4     |
| Mining        | 5.5    | 3.6    | 4.1     |
| Manufacturing | 2.4    | 5.6    | 5.2     |
| Electricity   | 4.4    | 6.0    | 3.3     |

ADR Price Movement

| Company      | Price (US\$) | Volume  | Previous Day Price | Volume   | Variance (%) | No. of Share Per ADR | ADR Price (Rs.) | BSE Price | Variance (%) |
|--------------|--------------|---------|--------------------|----------|--------------|----------------------|-----------------|-----------|--------------|
| Infosys Tech | 18.59        | 7516042 | 18.32              | 18677618 | 1.47%        | 1                    | 1591.98         | 1592.75   | 0.0%         |
| Wipro        | 3.13         | 5918582 | 3.03               | 7632507  | 3.30%        | 1                    | 268.04          | 269.40    | -0.5%        |
| Dr.Reddy's   | 13.71        | 3086189 | 13.71              | 1569663  | 0.00%        | 1                    | 1174.07         | 1210.30   | -3.0%        |
| ICICI Bank   | 31.67        | 7527857 | 31.28              | 6305679  | 1.25%        | 2                    | 1356.05         | 1358.15   | -0.2%        |
| HDFC Bank    | 65.80        | 4188518 | 64.52              | 3564417  | 1.98%        | 3                    | 1878.29         | 1800.00   | 4.3%         |

GDR's (US\$)

|     | Prices | Prev. Close | Change | Var % |
|-----|--------|-------------|--------|-------|
| L&T | 40.70  | 39.40       | 1.3    | 3.3%  |
| RIL | 60.40  | 59.00       | 1.4    | 2.4%  |
| SBI | 90.60  | 87.50       | 3.1    | 3.5%  |

| US Economy Data     | Current | Previous |
|---------------------|---------|----------|
| Inflation (%) (YoY) | 2.80%   | 3.00%    |
| Unemployment (%)    | 4.00%   | 4.10%    |

| Interest Rate (%) | Current | Previous |
|-------------------|---------|----------|
| Fed Rate          | 4.50%   | 4.50%    |

| US GDP                  | Q4CY24 | Q3CY24 |
|-------------------------|--------|--------|
| Growth (QoQ Annualized) | 2.30%  | 3.10%  |

| China Economy Data  | Current | Previous |
|---------------------|---------|----------|
| GDP                 | 5.40%   | 4.60%    |
| Inflation - CPI (%) | -0.70%  | 0.50%    |

Economic Calendar

| Economic Calendar                   | Date   |
|-------------------------------------|--------|
| Indian GDP Data                     | 30 May |
| Indian Inflation Data CPI           | 14 Apr |
| Indian Inflation Data WPI           | 15 Apr |
| Indian Monetary Policy              | 09 Apr |
| India's Industrial Production (IIP) | 28 Apr |
| US Inflation Data                   | 10 Apr |
| US GDP                              | 27 Mar |
| US Unemployment Data                | 04 Apr |
| US Fed Rate                         | 07 May |
| China GDP                           | 16 Apr |
| China Inflation Data                | 10 Apr |

Event Update

| Name                          | Date     | Purpose                                       |
|-------------------------------|----------|---|
| KSolves India Ltd.            | 25/03/25 | Rs.7.50 per share(150%)Third Interim Dividend |
| Mishra Dhatu Nigam Ltd.       | 25/03/25 | Rs.0.7500 per share(7.5%)Interim Dividend     |
| Beta Drugs Ltd.               | 26/03/25 | Bonus issue                                   |
| Dhanalaxmi Roto Spinners Ltd. | 26/03/25 | Bonus issue                                   |
| REC Ltd.                      | 26/03/25 | Rs.3.60 per share(36%)Interim Dividend        |
| Kama Holdings Ltd.            | 28/03/25 | Second Interim Dividend                       |
| KBC Global Ltd.               | 28/03/25 | Bonus issue                                   |
|                               |          |   |
|                               |          |   |



**Bulk Deal As On 24/03/25**

| BSE           |               |   |      |          |        |
|---------------|---------------|---|------|----------|--------|
| Security Code | Security Name | Client Name   | Deal | Quantity | Price  |
| 531156        | ALFAVIO       | JAY OSTWAL  | B    | 200000   | 13.5   |
| 531156        | ALFAVIO       | SHREYANSHSANJAYDARDA                                  | S    | 200000   | 13.5   |
| 524516        | BACPHAR       | DHRUMIL RAKESH PATEL                                  | B    | 100000   | 42.56  |
| 524516        | BACPHAR       | GULECHA INVESTMENT AND TRADING COMPANY PVT LTD        | S    | 100000   | 42.56  |
| 539399        | BELLACASA     | HEM FINLEASE PRIVATE LIMITED                          | S    | 177656   | 436.88 |
| 539399        | BELLACASA     | HEM SECURITIES LIMITD                                 | B    | 171500   | 436.94 |
| 532230        | BENGALT       | ADARSH KANORIA  | B    | 61000    | 152    |
| 532230        | BENGALT       | MINSOL LIMITED  | S    | 61000    | 152    |
| 539198        | CAPFIN        | REKHA SATISH PASEBAND                                 | B    | 14834    | 183.95 |
| 506365        | CHEMOPH       | SUDHANSHU KANDA                                       | B    | 8000     | 115.14 |
| 531909        | CROISSANCE    | KHODEEAR ENTERPRISE LLP LLP                           | B    | 711809   | 2.55   |
| 531909        | CROISSANCE    | TARULATABEN AJAYKUMAR PATEL                           | S    | 612000   | 2.55   |
| 539770        | DARJEELING    | ANAND RAJ JAIN  | S    | 20200    | 28.5   |
| 539770        | DARJEELING    | RENU ANANDRAJ JAIN                                    | B    | 20200    | 28.5   |
| 543516        | DHYAANITR     | JYOTI AJAY KUMAR GUPTA                                | B    | 95200    | 11.51  |
| 526504        | DOLPHMED      | JAYSHREEBENJAYESHBHAIMISTRI                           | B    | 100000   | 2.18   |
| 526504        | DOLPHMED      | THAKORBHAI VINUBHAI MISTRY                            | S    | 101239   | 2.18   |
| 526504        | DOLPHMED      | THAKORBHAI VINUBHAI MISTRY                            | B    | 3251     | 2.18   |
| 521137        | EUREKAI       | ANANDH CHANDRABOSE                                    | B    | 91701    | 16.27  |
| 539032        | FRASER        | SUNAYANA INVESTMENT COMPANY LIMITED                   | B    | 44976    | 10.59  |
| 508980        | FRONTCAP      | INIMITABLE CAPITALFINANCE PRIVATE LIMITED             | S    | 282304   | 20     |
| 508980        | FRONTCAP      | KRISHNA NAMANKUMAR TRAPSA                             | B    | 228000   | 20     |
| 530615        | GARGFUR       | ASHISH MULCHANDBHAI AMIN                              | B    | 25000    | 193    |
| 530615        | GARGFUR       | PREMIER LOOMS MANUFACTURE RS PVT LTD .                | S    | 25000    | 193    |
| 539216        | GARMNTMNTR    | ARUN KUMAR GANERIWALA                                 | B    | 1400000  | 1.75   |
| 539216        | GARMNTMNTR    | RASHMI LOHIA  | S    | 1300000  | 1.75   |
| 538319        | GCMCAPI       | POOJA TEKRIWAL  | S    | 204000   | 4.61   |
| 538319        | GCMCAPI       | VINAY KUMAR TEKRIWAL HUF                              | B    | 204000   | 4.61   |
| 539407        | GENCON        | RAJESH MIRCHUMAL SADHWANI                             | S    | 553551   | 29.8   |
| 539407        | GENCON        | SNEHA SADHWANI  | B    | 553551   | 29.8   |
| 543520        | GLHRL         | ANANT WEALTH CONSULTANTS PRIVATE LIMITED              | S    | 100000   | 23.35  |
| 542850        | GOBLIN        | CRAFT EMERGING MARKET FUND PCC- ELITE CAPITAL FUND    | S    | 448000   | 23.5   |
| 542850        | GOBLIN        | GOENKA BUSINESS & FINANCE LIMITED                     | B    | 448000   | 23.5   |
| 540134        | IISL          | SUMANCHEPURI  | B    | 36611    | 6.46   |
| 540134        | IISL          | SYLPH TECHNOLOGIES LIMITED                            | S    | 101338   | 6.17   |
| 524614        | INDXTRA       | GRID TRADING PRIVATE LIMITED                          | B    | 883000   | 4.72   |
| 524614        | INDXTRA       | UNLISTED ASSETS PRIVATE LIMITED                       | B    | 1000000  | 4.72   |
| 524614        | INDXTRA       | VICKY RAJESH JHAVERI                                  | S    | 800000   | 4.72   |
| 513361        | ISWL          | KHAMGAON LAND DEVELOPMENT AND TRADING COMPANY PRIVATE | S    | 7250000  | 5      |
| 513361        | ISWL          | SAURABH JAIN  | B    | 4750000  | 5      |
| 531780        | KACL          | LORANCE INVESTMENTS AND TRADING LIMITED               | S    | 453576   | 5.48   |
| 535730        | KHOBSURAT     | HIRALAL JAGDISHCHAND PAREKH                           | S    | 2585000  | 0.49   |
| 531402        | LWSKNIT       | MAHENDRA GIRDHARILAL WADHWANI                         | B    | 111198   | 17.09  |
| 539762        | MEAPL         | ANOOP JAIN (HUF)                                      | B    | 105000   | 25.5   |
| 539762        | MEAPL         | VAIBHAV JAIN  | S    | 100000   | 25.5   |
| 526251        | MIDEASTP      | MIDEAST WINDFARMS PRIVATE LIMITED                     | S    | 47065    | 14.57  |
| 526143        | MPL           | LEELA KHOSLA  | B    | 90000    | 10.2   |
| 526143        | MPL           | VIKAS KHOSLA  | S    | 90000    | 10.24  |

|        |            |  |   |        |        |
|--------|------------|--|---|--------|--------|
| 543579 | NATURO     | IMPEX AGROTECH LIMITED                 | S | 200000 | 3.32   |
| 543305 | NAVODAYENT | SHEETAL KIRTI JAIN                     | B | 48000  | 5.13   |
| 542206 | NIVAKA     | SHUBHAM DEALMARK PRIVATE LIMITED       | B | 681000 | 3.67   |
| 543400 | OMNIPOTENT | POOJA TEKRIWAL                         | S | 46000  | 7.4    |
| 543400 | OMNIPOTENT | VINAY KUMAR TEKRIWAL HUF               | B | 46000  | 7.4    |
| 533100 | PEIL       | RAGHUNATHAN V R                        | S | 424183 | 3.91   |
| 526588 | PHOTOQUP   | LAKSHIT LAUL                           | S | 35050  | 18.85  |
| 544383 | PPARIVAH   | SHARE INDIA SECURITIES LIMITED         | S | 51600  | 82.27  |
| 544383 | PPARIVAH   | SHARE INDIA SECURITIES LIMITED         | B | 290400 | 74.52  |
| 531265 | PROGREXV   | ONLINE CAPITAL & SECURITIES PVT.LTD.   | S | 22390  | 21.69  |
| 538921 | RAFL       | MENTOK MARKETING PRIVATE LIMITED       | B | 72500  | 89.48  |
| 512115 | ROSEMER    | KAAJAL ROHIRA                          | S | 38257  | 51.53  |
| 511577 | SAVFI      | CHINMAYSATISHPASEBAND                  | B | 65066  | 14.12  |
| 511577 | SAVFI      | SATISH PURUSHOTTAM PASEBAND            | S | 66115  | 14.13  |
| 538520 | SBL        | KAMAL DANGI                            | S | 500000 | 2      |
| 538520 | SBL        | MANOJ KUMAR KANDA                      | B | 400000 | 2      |
| 539199 | SGFIN      | DINESH PAREEKH                         | S | 300000 | 350    |
| 539199 | SGFIN      | MADHUSUDAN MURLIDHAR KELA              | B | 951773 | 350.01 |
| 540147 | SHASHIJIT  | PRASHANT TEJUMAL MIRCHANDANI           | B | 322923 | 7.53   |
| 508961 | SHRICON    | AMIT GARG                              | B | 6300   | 178.22 |
| 511493 | SHRYDUS    | JHAVERI TRADING AND INVESTMENT PVT LTD | S | 241495 | 4.11   |
| 544056 | SMARITIME  | SHRENI SHARES LTD                      | S | 1600   | 52     |
| 544056 | SMARITIME  | SHRENI SHARES LTD                      | B | 35200  | 54.94  |
| 544056 | SMARITIME  | SONI BIPIN OZA                         | S | 32000  | 54.95  |
| 516038 | SOMAPPR    | VIVEK KANDA                            | B | 8000   | 50.91  |
| 540914 | SRUSTEELS  | SAUMIL ARVINDBHAI BHAVNAGARI           | S | 339432 | 5.8    |
| 540914 | SRUSTEELS  | SHREE SADGURU INVESTMENTS              | S | 474722 | 5.84   |
| 540914 | SRUSTEELS  | SHREE SADGURU INVESTMENTS              | B | 79647  | 5.82   |
| 513488 | SSWRL      | DREAMBULLS PARTNERS PRIVATE LIMITED    | S | 32800  | 30.89  |
| 513488 | SSWRL      | DREAMBULLS PARTNERS PRIVATE LIMITED    | B | 1392   | 30.98  |
| 513488 | SSWRL      | JAYSHREEBENJAYESHBHAIMISTRI            | B | 19000  | 31     |
| 539117 | SUJALA     | EKTA CHAUDHARY                         | S | 647    | 71.93  |
| 539117 | SUJALA     | EKTA CHAUDHARY                         | B | 30000  | 70.5   |
| 539117 | SUJALA     | KARISHMA TUSHAR PANSARE                | S | 75968  | 70.64  |
| 539117 | SUJALA     | KARISHMA TUSHAR PANSARE                | B | 48476  | 72.08  |
| 539117 | SUJALA     | RESHMA JAGANNATH KEMBARI               | S | 31000  | 73.31  |
| 530217 | SWOJAS     | HEMANG NAVINBHAI HARIA HUF             | B | 289869 | 15.05  |
| 530217 | SWOJAS     | PARTHRAJSINH HARSHADSINH RANA          | S | 525000 | 15.05  |

NSE

| Security Code | Security Name             | Client Name  | Deal | Quantity | Price  |
|---------------|---------------------------|--|------|----------|--------|
| AKG           | AKG Exim Limited          | MLH VENTURES LLP                                       | SELL | 474972   | 13.5   |
| AKG           | AKG Exim Limited          | TSM FINANCIAL SERVICES PRIVATE LIMITED                 | BUY  | 370000   | 13.5   |
| ATMASTCO      | Atmastco Limited          | APEX STEEL & TECHNOLOGY (INDIA) PRIVATE LIMITED        | SELL | 429200   | 206.8  |
| CPS           | C P S Shapers Limited     | ALPA WEALTH CREATOR                                    | SELL | 11400    | 537.24 |
| DIVINEHIRA    | Divine Hira Jewellers Ltd | VINCENT COMMERCIAL COMPANY LIMITED                     | BUY  | 144000   | 90     |
| FELIX         | Felix Industries Ltd.     | SANDEEP SINGH  | BUY  | 70000    | 139.38 |
| JALAN         | Jalan Transolu. India Ltd | HIMMATSINGH RATHOUR                                    | SELL | 147000   | 11.8   |
| KALANA        | Kalana Ispat Limited      | UMESH PARASMAL PAGARIYA                                | BUY  | 98000    | 51.55  |
| KAMOPAINTS    | Kamdhenu Ventures Limited | FLYONTRIP SERVICES PRIVATE LIMITED .                   | BUY  | 2657084  | 9.88   |
| LAL           | Lorenzini Apparels Ltd    | ADVIKCA FINVEST LIMITED                                | SELL | 2150000  | 12.54  |
| LAL           | Lorenzini Apparels Ltd    | CHAUBARA EATS PRIVATE LIMITED                          | BUY  | 1000000  | 12.54  |
| LAL           | Lorenzini Apparels Ltd    | JUSTRIDE ENTERPRISES LIMITED                           | BUY  | 5202146  | 12.54  |
| LAL           | Lorenzini Apparels Ltd    | MOHINDER RUSTAGI                                       | SELL | 1000000  | 12.54  |
| LAL           | Lorenzini Apparels Ltd    | VIKAS LIFECARE LIMITED                                 | SELL | 1761983  | 12.54  |
| MACOBSTECH    | Macobs Technologies Ltd   | CONNECT FUND   | BUY  | 83200    | 162.92 |
| MACOBSTECH    | Macobs Technologies Ltd   | VASANT BALIRAMPANT BELORKAR                            | SELL | 80800    | 163    |
| MEDICO        | Medico Remedies Limited   | FORTUNE MONEY CONTROL PRIVATE LIMITED                  | SELL | 500000   | 46.03  |
| MEDICO        | Medico Remedies Limited   | PASHUPATI CAPITA SER PVT LTD                           | BUY  | 600000   | 46.03  |
| MEP           | MEP Infra. Developers Ltd | CELL WELL EXIM PRIVATE LIMITED                         | BUY  | 1159942  | 1.45   |
| MEP           | MEP Infra. Developers Ltd | SANDEEP KUMAR HISARIA                                  | SELL | 1159942  | 1.45   |
| MICEL         | MIC Electronics Ltd       | MINERVA VENTURES FUND                                  | SELL | 1500000  | 60     |
| MICEL         | MIC Electronics Ltd       | MULTITUDE GROWTH FUNDS LIMITED                         | BUY  | 1500000  | 60     |
| ORICONENT     | Oricon Enterprises Ltd    | HAZARIMALL SOMANI                                      | BUY  | 1185650  | 39.72  |
| ORICONENT     | Oricon Enterprises Ltd    | ORIENTAL ENTERPRISES                                   | SELL | 1185650  | 39.72  |
| OBCL          | Orissa Bengal Carrier Ltd | ASHISH GOYAL   | BUY  | 178681   | 54.99  |
| PARAMOUNT     | Paramount Dye Tec Limited | TGISME FUND  | SELL | 180000   | 49.86  |
| PRAMARA       | Pramara Promotions Ltd    | ROHIT NANDKISHORE LAMBA                                | SELL | 97000    | 112.31 |
| PURPLEUTED    | Purple United Sales Ltd   | RAJESH JOSEPH  | BUY  | 50000    | 133.08 |
| SILKFLEX      | Silkfex Polymers India L  | INDIA EQUITY FUND 1                                    | BUY  | 88000    | 74.68  |
| UCL           | Ushanti Colour Chem Ltd   | KHODEEAR ENTERPRISE LLP LLP                            | SELL | 124000   | 52.75  |
| UCL           | Ushanti Colour Chem Ltd   | KRISHNAM ENTERPRISE LLP LLP                            | SELL | 88000    | 52.9   |
| UCL           | Ushanti Colour Chem Ltd   | SWETSAM STOCK HOLDING PRIVATE LIMITED                  | BUY  | 214000   | 52.81  |
| VISHNUINFR    | Vishnusurya Proj N Infr L | . PUSHPA JAIN  | SELL | 133500   | 193    |
| VISHNUINFR    | Vishnusurya Proj N Infr L | PARMAR DEVELOPERS AND PROPERTIES PVT LTS               | BUY  | 133500   | 193    |
| VLEGOV        | VL E Gov and IT Sol Ltd   | SHIBA KAMAL  | SELL | 2133468  | 36.94  |
| VLEGOV        | VL E Gov and IT Sol Ltd   | VALUABLE STRUCTURING & ADVISORY SERVICES LLP           | BUY  | 2130000  | 36.94  |
| WANBURY       | Wanbury Limited           | RESONANCE OPPORTUNITIES FUND                           | BUY  | 400000   | 265.66 |
| WANBURY       | Wanbury Limited           | SURBHI INVESTMENTS AND TRADING COMPANY PRIVATE LIMITED | SELL | 410000   | 265.65 |

**Disclosure:**

Research Reports that are published by Nirmal Bang Securities Private Limited (hereinafter referred to as "NBSPL") are for private circulation only. NBSPL is a registered Research Analyst under SEBI (Research Analyst) Regulations, 2014 having Registration no. INH000001766. NBSPL is also a registered Stock Broker with National Stock Exchange of India Limited, BSE Limited, Metropolitan Stock Exchange of India Limited, Multi Commodity Exchange of India Limited and , National Commodity and Derivative Exchange Limited in Capital Market , Equity and Commodities derivatives segments and Currency Derivatives Segment .

NBSPL has other business divisions with independent research teams separated by Chinese walls, and therefore may, at times, have different or contrary views on stocks and markets.

NBSPL or its associates have not been debarred / suspended by SEBI or any other regulatory authority for accessing / dealing in securities Market since last 20 years. NBSPL, its associates or analyst or his relatives do not hold any financial interest (Except Investment) in the subject company. NBSPL or its associates or Analyst do not have any conflict or material conflict of interest at the time of publication of the research report with the subject company. NBSPL or its associates or Analyst or his relatives may or may not hold beneficial ownership of 1% or more in the subject company at the end of the month immediately preceding the date of publication of this research report.

NBSPL or its associates / analyst has not received any compensation / managed or co-managed public offering of securities of the company covered by Analyst during the past twelve months. NBSPL or its associates have not received any compensation or other benefits from the company covered by Analyst or third party in connection with the research report. Analyst has not served as an officer, director or employee of Subject Company. NBSPL / analyst has not been engaged in market making activity of the subject company.

**Analyst Certification:** The research analysts and authors of these reports, hereby certify that the views expressed in this research report accurately reflects my/our personal views about the subject securities, issuers, products, sectors or industries. It is also certified that no part of the compensation of the analyst(s) was, is, or will be directly or indirectly related to the inclusion of specific recommendations or views in this research. The analyst(s) principally responsible for the preparation of this research report and has taken reasonable care to achieve and maintain independence and objectivity in making any recommendations.



**Disclaimer:**

The Research Report is for the personal information of the authorized recipient and does not construe to be any investment, legal or taxation advice. NBSPL is not soliciting any action based upon it. Nothing in the research report shall be construed as a solicitation to buy or sell any security or product, or to engage in or refrain from engaging in any such transaction. In preparing the research report, we did not take into account the investment objectives, financial situation and particular needs of the reader.

The research report has been prepared for the general use of the clients of NBSPL and must not be copied, either in whole or in part, or distributed or redistributed to any other person in any form. If you are not the intended recipient you must not use or disclose the information in the research report in any way. Though disseminated to all the customers simultaneously, not all customers may receive the research report at the same time. NBSPL will not treat recipients as customers by virtue of their receiving the research report. The research report is not directed or intended for distribution to or use by any person or entity resident in a state, country or any jurisdiction, where such distribution, publication, availability or use would be contrary to law, regulation or which would subject NBSPL & its group companies to registration or licensing requirements within such jurisdictions.

The report is based on the information obtained from sources believed to be reliable, but we do not make any representation or warranty that it is accurate, complete or up-to-date and it should not be relied upon as such. We accept no obligation to correct or update the information or opinions in it. NBSPL or any of its affiliates or employees shall not be in any way responsible for any loss or damage that may arise to any person from any inadvertent error in the information contained in the research report. NBSPL or any of its affiliates or employees do not provide, at any time, any express or implied warranty of any kind, regarding any matter pertaining to this report, including without limitation the implied warranties of merchantability, fitness for a particular purpose, and non-infringement. The recipients of the research report should rely on their own investigations.

This information is subject to change without any prior notice. NBSPL reserves its absolute discretion and right to make or refrain from making modifications and alterations to this statement from time to time. Nevertheless, NBSPL is committed to providing independent and transparent recommendations to its clients, and would be happy to provide information in response to specific client queries.

Before making an investment decision on the basis of research report, the reader needs to consider, with or without the assistance of an adviser, whether the advice is appropriate in light of their particular investment needs, objectives and financial circumstances. There are risks involved in securities trading. The price of securities can and does fluctuate, and an individual security may even become valueless. International investors are reminded of the additional risks inherent in international investments, such as currency fluctuations and international stock market or economic conditions, which may adversely affect the value of the investment. Opinions expressed are subject to change without any notice. Neither the company nor the director or the employees of NBSPL accept any liability whatsoever for any direct, indirect, consequential or other loss arising from any use of the research report and/or further communication in relation to the research report. Here it may be noted that neither NBSPL, nor its directors, employees, agents or representatives shall be liable for any damages whether direct or indirect, incidental, special or consequential including lost revenue or lost profit that may arise from or in connection with the use of the information contained in the research report.

Copyright of this document vests exclusively with NBSPL.

Our reports are also available on our website

Registration granted by SEBI and certification from NISM in no way guarantee performance of NBSPL or provide any assurance of returns to investors.

**Nirmal Bang Research (Division of Nirmal Bang Securities Pvt. Ltd.)**

B-2, 301/302, Marathon Innova,  
Opp. Peninsula Corporate Park  
Off. Ganpatrao Kadam Marg  
Lower Parel(W), Mumbai-400013  
Board No. : 91 22 6723 8000/8001  
Fax. : 022 6723 8010